

Air Cooled Chiller

CoolAer air and water cooled chillers serve the industrial, IT and comfort ventilation sectors with its high efficiency product range. CoolAer water chillers use non-flammable fluids such as R410A, R134A, which do not harm the structures they are in contact with, and have high evaporation enthalpy. Compared to traditional coolers that are harmful to the ozone layer by rapidly increasing the concentration in the atmosphere, the new generation refrigerants used by CoolAer water chillers are more sensitive to the environment. CoolAer water chillers are designed to operate outdoors and to give the cold water outlet temperatures in the capacity table. Complementary electronic components used in the cabinet according to the IP54 protection class are fully protected against solid objects and water splashes from all angles.



CoolAer Air Cooled Chiller (CAW) Standard Features

- High energy efficiency thanks to the gradual Capacity Control (25% - 100%) in the screw compressor chiller
- Over temperature, current, pressure protection
- Overcurrent protection with built-in thermal protection and low speed axial fan.
- Shell & Tube or brazed plate heat exchanger.
- Electronic Expansion Valve
- High and low pressure gauge,
- 2 different low pressure protection,
- Frost protection sensor,
- Reading the superheat value from the touch screen,
- Reading the low pressure value from the touch screen,
- Vibration absorbing feet
- Winter work kit,
- Soft starter
- Flow switch
- PLC
- Touch screen
- Master/slave mode up to 4 modules
- Modbus RTU
- Modbus TCP
- BACnet MS/TP
- BACnet IP
- CAN-bus
- Built-in web server

Energy Efficient Chiller

CoolAer chillers increase energy efficiency with optional features such as heat recovery, free cooling and adiabatic mode. CoolAer chillers are highly preferred due to the high comfort they provide, flexible application possibilities, and convenience during the project and operation phases.

Low Noise

CoolAer chillers are also available in low noise options. Compressors, fans and pumps are the only sources of noise. Compressors in chillers can be optionally soundproofed. Our products in this option work very quietly thanks to sound insulation.



Compressor

Scroll, inverter-scroll, screw and screw-inverter compressors used in CoolAer chiller products offer higher efficiency compared to devices in the same segment working with highly efficient and environmentally friendly refrigerant. Scroll compressors are connected to double circuit, tandem (double) or Trio (triple) connection according to capacity. The use of tandem and trio connection ensures very high efficiency at part load. In screw compressors, on the other hand, it provides high efficiency by working gradually 25%, 50%, 75%, 100% or proportionally.



Trio



Tandem

Low Speed Fans

Low-speed fans are used in CoolAer air-cooled chillers. The use of low speed fan reduces Noise Level and energy consumption. In the winter kit, a fan driver is integrated into the standard product and the fan speed is controlled for winter conditions and the system works smoothly.

Energy Saving with EC-Fans (Optional)

High efficiency EC Fans reduce both Noise Level and energy consumption and provide variable airflow at partial loads. Compared to traditional EC-Fans, operating costs are reduced by 15%, compared to plug-in fans by 25%. Even with remote condenser fans, the Noise Level is reduced by 10% when using EC technology, while energy consumption is reduced by as much as 45% compared to conventional condensers using AC technology.



Brazed Plate Heat Exchanger

Brazed plate heat exchangers consist of a combination of stainless steel plate and copper solder. The brazed plate heat exchanger is covered with special thermal insulation to minimize the heat transfer between the heat exchanger and the environment. Insulation is made of polypropylene in cooling works and polyurethane in heating works. Thanks to this feature, the heat exchanger does not cause any emissions and does not consume any energy.



Pipe Type (Shell and Tube)

The shell&tube evaporator consists of a copper tube and a steel outer sheath. In addition, the evaporator has two separate refrigerant circuits and a chilled Water Circuit tuned to the reverse flow principle. It consists of two separate structures operating according to the counter current principle, the evaporator, the cooler and the cold Water Circuit.



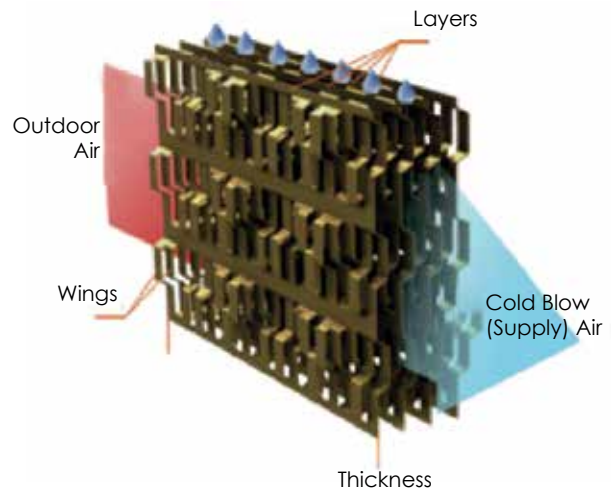
Condenser

With the condenser V geometry design, turbulences in the air flow are reduced and both refrigerant circuits are balanced. W type double condenser is generally preferred in Free Cooling structures. The air is cooled as it returns from the second condenser and the condenser reaches maximum efficiency.



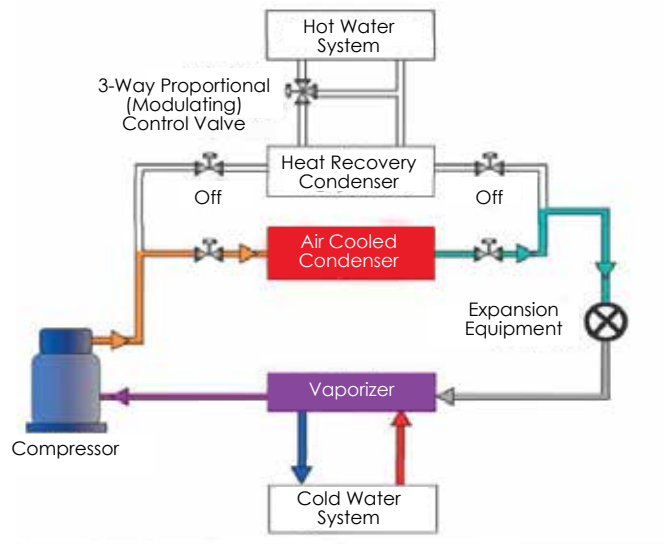
Adiabatic Mode

When the outside temperature is high, the adiabatic cooling system integrated with the mechanical (compressor) cooling module; It sprays water intermittently from special nozzles on the specially constructed, non-metallic mesh placed at the air inlet of the condenser coils. The water evaporating on the mesh creates an adiabatic cooling effect, lowering the temperature of the air entering the condenser. Thus, as the device operates with lower condensation pressure, energy consumption decreases and cooling capacity increases.



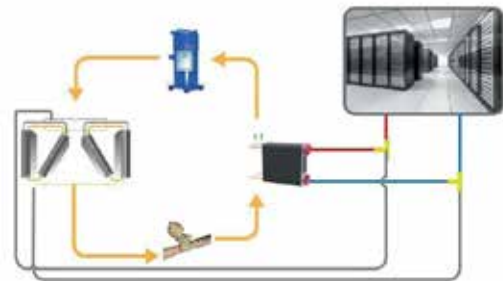
Heat Recovery Mode

Heat recovery systems are the most effective air conditioning systems against increasing energy costs today. These systems, which clean the air inside with low costs, recover the lost energy by providing heat transfer between the fresh air and the exhaust air outside. Thus, it increases the efficiency rate by increasing the work potential of the energy, in other words, the exergy input. Heat recovery devices, which can meet the required fresh air need by saving energy, are used for 12 months in summer, winter and transition seasons. It also makes a serious contribution to the business economy.



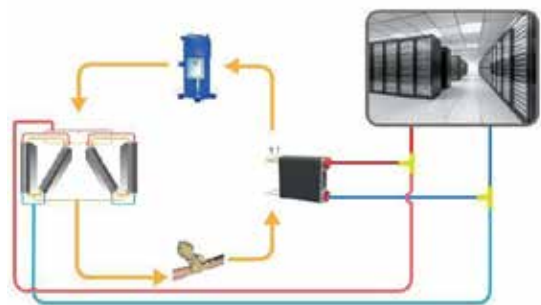
Free Cooling Mode (Optional) DX-Mode Compressor Operation

At high outdoor temperatures, the cooled Water Flow to the Free Cooler is blocked. All the cooling capacity is provided with the help of the compressor.



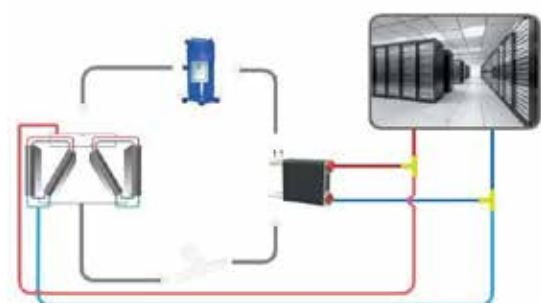
Mixed Mode

In cases where the outdoor temperature is lower than the water inlet temperature, the cooling capacity is partially provided by the Free Cooling exchanger. The remaining cooling capacity is provided by the compressor circuit.



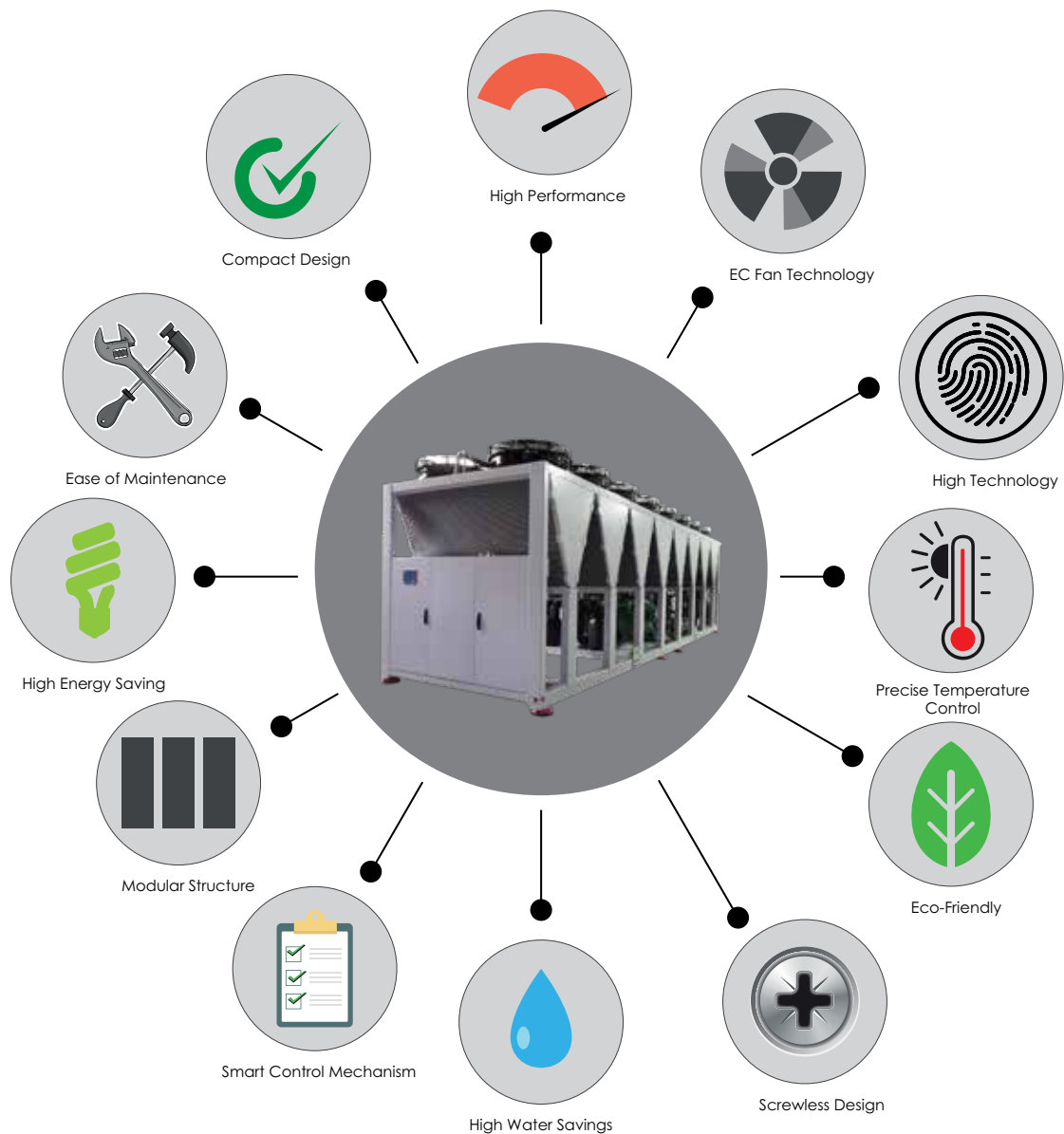
Free Cooling

Depending on the water and outdoor temperature, the cooling water is only cooled with the help of outdoor heat and only the fans of the cooler are operating. In this way, energy consumption is greatly reduced and operating costs are minimized.

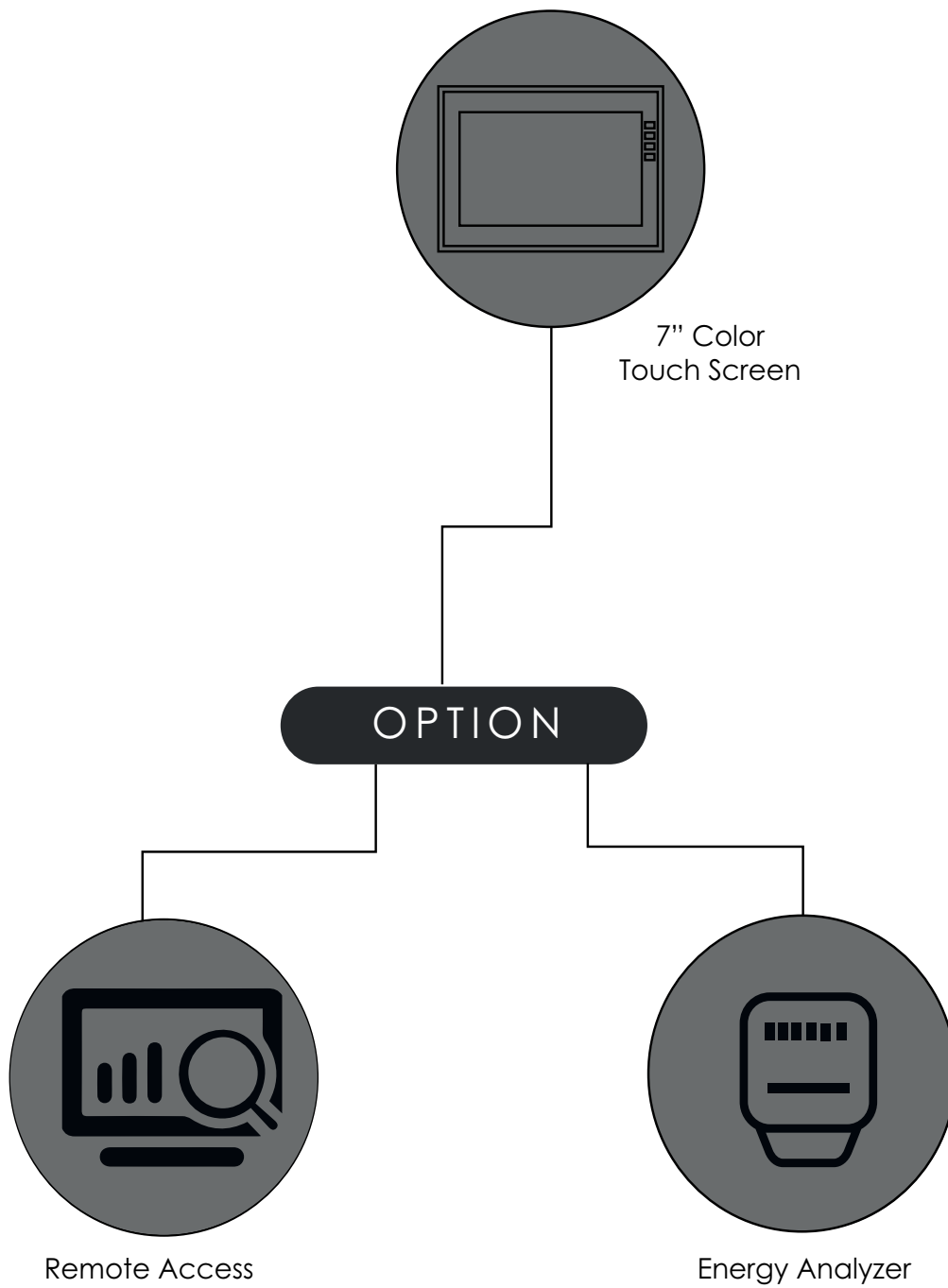


AIR COOLED WATER CHILLER GROUP

PRODUCT SPECIFICATIONS



OPTIONAL PRODUCTS



Scroll Hermetic Compressor

Scroll hermetic compressors provide sealing between the precision-worked and high-speed rotating spiral structures, one of which is stationary and the other moving, with the oil absorbed together with refrigerant. Since the system capacity is a function of the scroll rotor speed and volume, it is classified as a positive displacement compressor. Scroll compressors have higher isentropic efficiency when the pressure ratio is between 2 and 4. It is preferred at high evaporation temperatures.

- Compact and robust design
- Scroll compressor with high EER
- Maximum reliability
- Low energy consumption with constant compression ratio
- Low sound level



SCROLL HERMETIC COMPRESSOR

Model		CAW 14S	CAW 23S	CAW 27S	CAW 32S	CAW 40S	CAW 55S	CAW 65S	CAW 80S	CAW105S	CAW130S
Power Supply	V/ph/Hz	380/3/50									
Performance											
Cooling Capacity ¹	kW	13,2	22,5	26,2	31,5	39,5	53,65	64,7	79,3	104,2	129,4
Power consumption	kW	4,306	6,766	7,836	9,106	12,42	16,34	19,52	26,84	32,51	43,66
EER		3,07	3,33	3,34	3,46	3,18	3,28	3,31	2,95	3,21	2,96
Capacity Control		On/Off									
Minimum Capacity	%	100									
Refrigerant											
Type		R 410A									
Control		Thermostatic Expansion Valve					Electronic Expansion Valve				
Circuit	N°	1									2
Compressor											
Compressor Type		Scroll									
Number of Compressors	N°	1									2
Water Cooled Heat Exchanger											
Heat Exchanger Type		Braze Plate Heat Exchanger									
Water Flow	m³/h	2,27	3,87	4,51	5,42	6,79	9,23	11,13	13,64	17,92	22,26
Water Pressure Loss	kPa	34	32	36	35	41	39	36	50	43	47
Air Cooled Heat Exchanger											
Heat Exchanger Type		Microchannel									
Fan											
Fan Type		AC Axial Fan									
Number of Fans	N°	2									4
Air Flow	m³/h	9400	10450		11000	16500		24000		36000	72000
Operation Range											
Water Circuit	°C	5 ~ 30									
Air Side	°C	-15 ~ 50									
Water Circuit											
Connection Type		Threaded Pipe									
Pipe Diameter	inç	1 ¼"	1½"	2"	2"	2"	2½"	2½"	2½"	3"	3"
Noise Level											
Sound Pressure Level	dBA	79	79	79	80	81	81	81	82	83	83
Weight and Size											
Weight	kg	136	223	262	310	388	534	631	776	1019	1261
Width	mm	1084	1163	1163	1163	1200	1200	1805	1805	1805	2300
Depth	mm	405	430	430	430	1750	1750	2296	2296	2296	2200
Height	mm	1135	1550	1550	1550	1670	1670	2160	2160	2196	2400

SCROLL HERMETIC COMPRESSOR

Model		CAW160S	CAW210S	CAW240S	CAW315S	CAW390S	CAW420S	CAW480S	CAW525S	CAW630S
Power Supply	V/ph/Hz	380/3/50								
Performance										
Cooling Capacity ¹	kW	159,5	208,4	239,25	312,6	388,2	416,8	478,5	521	625,2
Power consumption	kW	53,22	65,02	79,83	97,53	130,1	130,04	159,66	162,55	195,06
EER		3,00	3,21	3,00	3,21	2,98	3,21	3,00	3,21	3,21
Capacity Control		On/Off								
Minimum Capacity	%	50	50	33	33	17	25	17	20	17
Refrigerant										
Type		R 410A								
Control		Electronic Expansion Valve								
Circuit	N°	2								
Compressor										
Compressor Type		Scroll								
Number of Compressors	N°	2	2	3	3	6	4	6	5	6
Water Cooled Heat Exchanger										
Heat Exchanger Type		Brazed Plate Heat Exchanger								
Water Flow	m³/h	27,43	35,84	41,15	53,77	66,77	71,69	82,30	89,61	107,53
Water Pressure Loss	kPa	43	50	47	45	50	47	48	48	48
Air Cooled Heat Exchanger										
Heat Exchanger Type		Microchannel								
Fan										
Fan Type		AC Axial Fan								
Number of Fans	N°	4	4	6	6	8	8	12	10	12
Air Flow	m³/h	72000		108000		144000		216000	180000	216000
Operation Range										
Water Side	°C	5 ~ 30								
Air Side	°C	-15 ~ 50								
Water Circuit										
Connection Type		Flanged								
Pipe Diameter	inç	4"	4"	4"	5"	5"	5"	6"	6"	6"
Noise Level										
Sound Pressure Level	dBA	85	85	86	87	87	87	89	89	89
Weight and Size										
Weight	kg	1552	2037	2328	2418	3042	3276	3216	3518	4154
Width	mm	2300	2300	3300	3300	4300	4300	5300	5300	6300
Depth	mm	2200	2200	2200	2200	2200	2200	2200	2200	2200
Height	mm	2400	2400	2400	2400	2400	2400	2400	2400	2400

¹ Cooling performance is calculated at 12/7°C water inlet/outlet temperature and 35 °C outdoor temperature.

Inverter Scroll Compressor

It controls the capacity by reducing the engine speed with the inverter drive. Although the Capacity Control range varies according to the capacity, it can be reduced to 20% in a single compressor.

- Compact and robust design
- High efficiency DC Inverter compressor
- Maximum reliability
- Proportional Capacity Control between 25% - 100%
- Low sound level



INVERTER SCROLL COMPRESSOR

Model		CAW 14D	CAW 23D	CAW 27D	CAW 32D	CAW 45D	CAW 55D	CAW 65D	CAW 75D	CAW 90D	CAW 110D	CAW 130D	CAW 150D
Power supply	V/ph/Hz	380/3/50											
Performance													
Cooling Capacity ¹	kW	13,2	22,5	26,2	31,5	45	55	65	75	90	110	130	150
Power Consumption	kW	4,54	7,35	8,44	10,11	14,32	18,22	20,35	25,1	30,58	37,58	41,36	47,9
EER		2,91	3,06	3,10	3,12	3,14	3,02	3,19	2,99	2,94	2,93	3,14	3,13
Capacity Control		With control Inverter (%25 ~ %100)											
Refrigerant													
Type		R 410A											
Control		Electronic Expansion Valve											
Circuit	N°	1						2					
Compressor													
Compressor Type		Scroll - Inverter											
Number of Compressors	N°	1						2					
Water Cooled Heat Exchanger													
Heat Exchanger Type		Braze Plate Heat Exchanger											
Water Flow	m³/h	2,27	3,87	4,51	5,42	7,74	9,46	11,18	12,90	15,48	18,92	22,36	25,80
Water Pressure Loss	kPa	32	34	35	36	37	39	39	42	44	43	46	48
Air Cooled Heat Exchanger													
Heat Exchanger Type		Microchannel											
Fan													
Fan Type		AC Axial Fan											
Number of Fans	N°	2						4					
Air Flow	m³/h	9400	10450	11000	16500	24000	36000	72000					
Operation Range													
Water Side	°C	5 ~ 30											
Air Side	°C	-15 ~ 50											
Water Circuit													
Connection Type		Threaded											Flanged
Pipe Diameter	inç	1 1/4"	1 1/2"	2"	2"	2 1/2"	2 1/2"	2 1/2"	2 1/2"	3"	3"	3"	4"
Noise Level													
Noise Level	dBA	79	79	79	81	81	83	83	85	87	87	89	89
Weight and Size													
Weight	kg	265	310	323	405	512	631	724	755	842	910	995	1047
Width	mm	1084	1163	1163	1163	1200	1200	1805	1805	1805	1300	2300	2300
Depth	mm	405	430	430	430	1750	1750	2296	2296	2296	2200	2200	2200
Height	mm	1135	1550	1550	1550	1670	1670	2160	2160	2196	2400	2400	2400

¹ Cooling performance is calculated at 12/7 °C water inlet/outlet temperature and 35°C outdoor temperature.

Screw Compressor

Since the screw compressor is cooled by the oil it has, the temperature of its working rotors never reaches extremely high temperatures. Screw compressors can work continuously due to these features. Screw type compressor is manufactured as air and water cooled. Screw compressors are used all over the world as the latest product of today's technology. Screw compressors, which do not need spring and suspension, operate at high rotational speeds. Vibration wedges are used to isolate high frequency vibrations. The only downside is that it is more expensive than reciprocating compressors.



- Screw compressors, which have a modern design, are designed to operate more quietly than reciprocating compressors of the same power.
- It is more efficient than reciprocating compressors.
- It can be increased to flow rates that are difficult to reach with screw compressors.
- It has a long-lasting working principle if it is properly maintained.

SCREW COMPRESSOR

Model		CAW 75W	CAW 105W	CAW 140W	CAW 165W	CAW 200W	CAW 235W	CAW 295W	CAW 350W	CAW 405W	CAW 465W	CAW 530W	CAW 570W	CAW 625W	
Power supply	V/ph/Hz	380/3/50													
Performance															
Cooling Capacity ¹	kW	73,3	103,5	140,2	162,8	196,9	232	291	346	403	463	526	567	620	
Power Consumption	kW	24,1	33,44	45,9	51	61,48	68,88	89,3	106,96	118,76	138,5	154,3	175	188	
EER		3,04	3,10	3,05	3,19	3,20	3,37	3,26	3,23	3,39	3,34	3,41	3,24	3,30	
Capacity Control		4 step (%25 - %50 - %75 - %100)													
Refrigerant															
Type		R 134A													
Control		Electronic Expansion Valve													
Circuit	N°	1													
Compressor															
Compressor Type		Screw													
Number of Compressors	N°	1													
Water Cooled Heat Exchanger															
Heat Exchanger Type		Brazen Plate Heat Exchanger													
Water Flow	m³/h	12,61	17,80	24,11	28,00	33,87	39,90	50,05	59,51	69,32	79,64	90,47	97,52	106,64	
Water Pressure Loss	kPa	40	42	46	43	45	49	47	48	46	46	45	50	48	
Air Cooled Heat Exchanger															
Heat Exchanger Type		Microchannel													
Fan															
Fan Type		AC Axial Fan													
Number of Fans	N°	2	2	4	4	4	4	6	8	8	10	10	10	12	
Air Flow	m³/h	25000	36000	42000	50000	72000	72000	90000	100000	100000	144000	144000	162000	180000	
Operation Range															
Water Side	°C	5 ~ 30													
Air Side	°C	-15 ~ 50													
Water Circuit															
Connection Type		Threaded			Flanged										
Pipe Diameter	inç	2 1/2"	3"	4"	4"	4"	4"	5"	5"	5"	5"	6"	6"	6"	
Noise Level															
Noise Level	dBA	88	90	90	92	92	93	95	95	96	97	98	99	100	
Weight and Size															
Weight	kg	1685	1724	1796	1894	2103	2166	2923	3051	3127	4061	4298	4349	4458	
Width	mm	1300	1300	2300	2300	2300	2300	3300	4300	4300	5300	5300	6300	6300	
Depth	mm	2200	2200	2200	2200	2200	2200	2200	2200	2200	2200	2200	2200	2200	
Height	mm	2400	2400	2400	2400	2400	2400	2400	2400	2400	2400	2400	2400	2400	

¹ Cooling performance calculated at water inlet/outlet temperature 12/7°C, outdoor temperature 35 °C.

DOUBLE SCREW COMPRESSOR

Model		CAW 210W	CAW 280W	CAW 330W	CAW 370W	CAW 395W	CAW 470W	CAW 515W
Power supply	V/ph/Hz	380/3/50						
Performance								
Cooling Capacity ¹	kW	207	280,4	325,6	370,8	393,8	464	512
Power Consumption	kW	66,88	88,92	99,52	115,36	122,96	141,2	156,6
EER		3,10	3,15	3,27	3,21	3,20	3,29	3,27
Capacity Control		4 level (%25 - %50 - %75 - %100)						
Refrigerant								
Type		R 134A						
Control		Electronic Expansion Valve						
Circuit	N°	2						
Compressor								
Compressor Type		Screw						
Number of Compressors	N°	2						
Water Cooled Heat Exchanger								
Heat Exchanger Type		Braze Plate Heat Exchanger						
Water Flow	m ³ /h	35,604	48,2288	56,0032	63,7776	67,7336	79,808	88,064
Water Pressure Loss	kPa	50	49	49	49	41	42	48
Air Cooled Heat Exchanger								
Heat Exchanger Type		Microchannel						
Fan								
Fan Type		AC Axial Fan						
Number of Fans	N°	4	6	6	8	8	10	10
Air Flow	m ³ /h	72000	108000		144000		180000	
Operation Range								
Water Side	°C	5 ~ 30						
Air Side	°C	-15 ~ 50						
Water Circuit								
Connection Type		Flanged connection						
Pipe Diameter	inç	4"	5"	5"	5"	5"	5"	6"
Noise Level								
Noise Level	dBA	90	92	92	93	93	93	94
Weight and Size								
Weight	kg	3150	3538	3558	3670	3796	4563	4753
Width	mm	2300	3300	3300	4300	4300	5300	5300
Depth	mm	2200						
Height	mm	2400						

¹ Cooling performance is calculated at 12/7°C water inlet/outlet temperature and 35°C outdoor temperature.

DOUBLE SCREW COMPRESSOR

Model		CAW 585W	CAW 700W	CAW 810W	CAW 930W	CAW1060W	CAW1150W	CAW1250W
Power supply	V/ph/ Hz	380/3/50						
Performance								
Cooling Capacity ¹	kW	582	692	806	926	1052	1134	1240
Power Consumption	kW	179,44	210,48	237,52	277	308,6	351,84	378,68
EER		3,24	3,29	3,39	3,34	3,41	3,22	3,27
Capacity Control		4 level (%25 - %50 - %75 - %100)						
Refrigerant								
Type		R 134A						
Control		Electronic Expansion Valve						
Circuit	N°	2						
Compressor								
Compressor Type		Screw						
Number of Compressors	N°	2						
Water Cooled Heat Exchanger								
Heat Exchanger Type		Braze Plate Heat Exchanger						
Water Flow	m³/h	100,104	119,024	138,632	159,272	180,944	195,048	213,28
Water Pressure Loss	kPa	50	41	40	48	41	46	43
Air Cooled Heat Exchanger								
Heat Exchanger Type		Microchannel						
Fan								
Fan Type		AC Axial Fan						
Number of Fans	N°	12	14	16	20	20	22	24
Air Flow	m³/h	216000	252000	288000	360000		396000	432000
Operation Range								
Water Side	°C	5 ~ 30						
Air Side	°C	-15 ~ 50						
Water Circuit								
Connection Type		Flanged connection						
Pipe Diameter	inç	6"	6"	8"	8"	8"	8"	8"
Noise Level								
Noise Level	dBA	94	94	95	95	96	96	96
Weight and Size								
Weight	kg	5041	6225	6299	6340	7364	7540	7832
Width	mm	6300	7300	8300	10300	10300	11300	12300
Depth	mm	2200						
Height	mm	2400						

Inverter – Screw Compressor

- Impressive price performance relationship
- Modern design
- Unprecedented ease of maintenance thanks to a simple and easily accessible internal structure.
- Easy maintenance advantage and long interval maintenance times
- Automatic control and safety system
- More efficient separation and longer maintenance hours with the
- Spin-On separator
- Low energy consumption.



INVERTER – SCREW COMPRESSOR

Model		CAW 240WD	CAW 300WD	CAW 370WD	CAW 490WD	CAW 590WD	CAW 480WD	CAW 600WD	CAW 740WD	CAW 980WD	CAW 1180WD
Power supply	V/ph/ Hz	380/3/50									
Performance											
Cooling Capacity ¹	kW	239	299	370	488	589	478	598	740	976	1178
Power Consumption	kW	75,12	93,22	116,76	147,2	180,24	146,8	186,44	233,52	294,4	360,48
EER		3,18	3,21	3,17	3,32	3,27	3,26	3,21	3,17	3,32	3,27
Capacity Control		Inverter Controlled (25% ~ 100%)									
Refrigerant											
Type		R 134A									
Control		Electronic Expansion Valve									
Circuit	N°	1					2				
Compressor											
Compressor Type		Screw-Inverter									
Number of Compressors	N°	1					2				
Water Cooled Heat Exchanger											
Heat Exchanger Type		Braze Plate Heat Exchanger									
Water Flow	m³/h	41,11	51,43	63,64	83,94	101,31	82,22	102,86	127,28	167,87	202,62
Water Pressure Loss	kPa	40	42	46	43	45	40	42	46	43	45
Air Cooled Heat Exchanger											
Heat Exchanger Type		Microchannel									
Fan											
Fan Type		AC Axial Fan									
Number of Fans	N°	6	6	8	10	12	10	12	16	20	24
Air Flow	m³/h	108000	108000	144000	180000	216000	180000	216000	288000	360000	432000
Operation Range											
Water Side	°C	5 ~ 30									
Air Side	°C	-15 ~ 50									
Water Circuit											
Connection Type		Flanged Connection									
Pipe Diameter	inç	4"	5"	5"	6"	6"	6"	6"	6"	8"	8"
Noise Level											
Noise Level	dB(A)	90	94	93	95	91	96	96	92	95	94
Weight and Size											
Weight	kg	2201	2985	3129	4318	4759	3547	4113	5421	6635	7843
Width	mm	3300	3300	4300	5300	6300	5300	6300	8300	10300	12300
Depth	mm	2200	2200	2200	2200	2200	2200	2200	2200	2200	2200
Height	mm	2400	2400	2400	2400	2400	2400	2400	2400	2400	2400

¹ Soğutma performansı, su giriş/çıkış sıcaklığı 12/7°C, dış ortam sıcaklığı 35°C de hesaplanmıştır.

SCROLL HEAT RECOVERY

Model		CAW 14S- HR	CAW 23S- HR	CAW 27S- HR	CAW 32S- HR	CAW 40S- HR	CAW 55S- HR	CAW 65S- HR	CAW 80S- HR	CAW 105S- HR	
Power source	V/ph/Hz	380/3/50									
Performance											
Cooling Capacity ¹	kW	13,2	22,5	26,2	31,5	39,5	53,65	64,7	79,3	104,2	
Power consumption	kW	4,306	6,766	7,836	9,106	12,42	16,34	19,52	26,84	32,51	
EER		3,07	3,33	3,34	3,46	3,18	3,28	3,31	2,95	3,21	
Capacity Control		On/Off									
Minimum Capacity	%	100									
Refrigerant											
Type		R 410A									
Control		Thermostatic Expansion Valve					Electronic Expansion Valve				
Circuit	N°	1									
Compressor											
Compressor Type		Scroll									
Number of Compressors	N°	1									
Water Cooled Heat Exchanger											
Heat Exchanger Type		Brazen Plate Heat Exchanger									
Water Flow	m³/h	2,27	3,87	4,51	5,42	6,79	9,23	11,13	13,64	17,92	
Water Pressure Loss	kPa	34	32	36	35	41	39	36	50	43	
Air Cooled Heat Exchanger											
Exchanger type		Microchannel									
Fan											
Fan Type		AC Axial Fan									
Number of Fans	N°	2									
Air Flow	m³/h	9400	10450	11000	11650	12400	13200	14000	14800	15600	
Operation Range											
Water Side	°C	5 ~ 30									
Air Side	°C	-15 ~ 50									
Water Circuit											
Connection Type		Threaded tube									
Pipe Diameter	inç	1 ¼"	1½"	2"	2"	2"	2½"	2½"	2½"	3"	
Noise Level											
Sound pressure level	dB(A)	79			80	81			82	83	
Weight and Size											
Weight	kg	136	223	262	310	388	534	631	776	1019	
Width	mm	1084	1163	1163	1163	1200	1200	1805	1805	1805	
Depth	mm	405	430	430	430	1750	1750	2296	2296	2296	
Height	mm	1135	1550	1550	1550	1670	1670	2160	2160	2196	
Heat Recovery (Optional)											
Heating Capacity ²	kW	16,45	27,6	32,3	38,3	48,5	65,52	79,72	99,65	126,9	
Cooling Capacity ²	kW	12,2	20,9	24,4	29	36,68	49,06	60,01	74,01	96,95	
Heating Capacity ²	kW	15,55	25,8	30,1	35,1	45,25	61,11	74,4	92,9	117,3	
Cooling Capacity ³	kW	9,97	17,3	20,2	23,4	30,45	40,67	49,89	61,42	80,2	
Heat Exchanger Type		Brazen Plate Heat Exchanger									
Water Flow	m³/h	2,83	4,75	5,56	6,59	8,34	11,27	13,71	17,14	21,83	
Water Pressure Loss	kPa	33	32	34	30	39	40	42	48	47	
Connection Type		Threaded tube									
Pipe Diameter	inç	1½"	2"	2"	2"	2½"	2½"	2½"	3"	3"	

Model		CAW 130S - HR	CAW 160S - HR	CAW 210S - HR	CAW 240S - HR	CAW 315S - HR	CAW 390S - HR	CAW 420S - HR	CAW 480S - HR	CAW 525S - HR	CAW 630S - HR	
Power source	V/ph/Hz	380/3/50										
Performance												
Cooling Capacity ¹	kW	129,4	159,5	208,4	239,25	312,6	388,2	416,8	478,5	521	625,2	
Power consumption	kW	43,66	53,22	65,02	79,83	97,53	130,1	130,04	159,66	162,55	195,06	
EER		2,96	3,00	3,21	3,00	3,21	2,98	3,21	3,00	3,21	3,21	
Capacity Control		On/Off										
Minimum Capacity	%	50			33			17	25	17	20	17
Refrigerant												
Type		R 410A										
Control		Elektronik Genleşme Valfi										
Circuit	N°	2										
Compressor												
Compressor Type		Scroll										
Number of Compressors	N°	2			3			6	4	6	5	6
Water Cooled Heat Exchanger												
Heat Exchanger Type		Lehimli Plakalı Eşanjör										
Water Flow	m³/h	22,26	27,43	35,84	41,15	53,77	66,77	71,69	82,30	89,61	107,53	
Water Pressure Loss	kPa	47	43	50	47	45	50	47	48	48	48	
Air Cooled Heat Exchanger												
Exchanger type		Mikrokanallı										
Fan												
Fan Type		AC Aksiyel Fan										
Number of Fans	N°	4	4	4	6	6	8	8	12	10	12	
Air Flow	m³/h	72000			108000			144000		216000	180000	216000
Operation Range												
Water Side	°C	5 ~ 30										
Air Side	°C	-15 ~ 50										
Water Circuit												
Connection Type		Flanşlı Boru										
Pipe Diameter	inç	3"	4"			5"			6"			
Noise Level												
Sound pressure level	dBA	83	85	85	86	87	87	87	89	89	89	
Weight and Size												
Weight	kg	1261	1552	2037	2328	2418	3042	3276	3216	3518	4154	
Width	mm	2300			3300			4300		5300		6300
Depth	mm	2200										
Height	mm	2400										
Heat Recovery (Optional)												
Heating Capacity ²	kW	159,44	199,3	253,8	298,95	380,7	478,32	507,6	597,9	634,5	761,4	
Cooling Capacity ²	kW	120,02	148,02	193,9	222,03	290,85	360,06	387,8	444,06	484,75	581,7	
Heating Capacity ²	kW	148,8	185,8	234,6	278,7	351,9	446,4	469,2	557,4	586,5	703,8	
Cooling Capacity ³	kW	99,78	122,84	160,4	184,26	240,6	299,34	320,8	368,52	401	481,2	
Heat Exchanger Type		Lehimli Plakalı Eşanjör										
Water Flow	m³/h	27,42	34,28	43,65	51,42	65,48	82,27	87,31	102,84	109,13	130,96	
Water Pressure Loss	kPa	45	46	50	50	47	46	44	49	49	48	
Connection Type		Flanşlı Boru										
Pipe Diameter	inç	4"			5"			6"				

1 Cooling performance is calculated at 12/7°C water inlet/outlet temperature and 35°C outdoor temperature.

2 Heating-cooling performance is calculated at a domestic hot water inlet/outlet temperature of 40-45 °C.

3 Heating-cooling performance is calculated at a domestic hot water inlet/outlet temperature of 50-55 °C.

INVERTER HEAT RECOVERY

Model		CAW 14D- HR	CAW 23D- HR	CAW 27D- HR	CAW 32D- HR	CAW 45D- HR	CAW 55D- HR
Power source	V/ph/ Hz	380/3/50					
Performance							
Cooling Capacity ¹	kW	13,2	22,5	26,2	31,5	45	55
Power Consumption	kW	4,54	7,35	8,44	10,11	14,32	18,22
EER		2,91	3,06	3,10	3,12	3,14	3,02
Capacity Control		Inverter Controlled (%25 ~ %100)					
Refrigerant							
Type		R 410A					
Control		Electronic Expansion Valve					
Circuit	N°	1					
Compressor							
Compressor Type		Scroll - Inverter					
Compressor Number	N°	1					
Water Cooled Heat Exchanger							
Heat Exchanger Type		Braze Plate Heat Exchanger					
Water Flow	m³/h	2,27	3,87	4,51	5,42	7,74	9,46
Water Pressure Loss	kPa	32	34	35	36	37	39
Air Cooled Heat Exchanger							
Heat Exchanger Type		Microchannel					
Fan							
Fan Type		AC Axial Fan					
Number of Fans	N°	2					
Air Flow	m³/h	9400	10450	11000	16500		
Operation Range							
Water Side	°C	5 ~ 30					
Air Side	°C	-15 ~ 50					
Water Circuit							
Connection Type		Threadeded					
Pipe Diameter	inç	1 1/4"	1 1/2"	2"	2"	2 1/2"	2 1/2"
Noise level							
Sound pressure level	dBa	79		81		83	
Weight and Size							
Weigh	kg	265	310	323	405	512	631
Width	mm	1084	1163	1163	1163	1200	1200
Depth	mm	405	430	430	430	1750	1750
Height	mm	1135	1550	1550	1550	1670	1670
Heat Recovery (Optional)							
Heating Capacity ²	kW	16,8	27,04	31,55	39,5	55,9	68,1
Cooling Capacity ²	kW	12,28	20,4	23,85	29,31	41,97	51,4
Heating Capacity ²	kW	15,75	24,28	28,47	37	52,1	63
Cooling Capacity ³	kW	10,34	15,8	18,8	24,6	35,4	43,2
Heat Exchanger Type		Braze Plate Heat Exchanger					
Water Flow	m³/h	2,89	4,65	5,43	6,79	9,61	11,71
Water Pressure Loss	kPa	34	31	30	33	37	42
Connection Type		Threadeded pipe					
Pipe Diameter	inç	1½"	2"	2"	2"	2½"	2½"

Model		CAW 65D- HR	CAW 75D- HR	CAW 90D- HR	CAW 110D- HR	CAW 130D- HR	CAW 150D- HR
Power source	V/ph/Hz	380/3/50					
Performance							
Cooling Capacity ¹	kW	65	75	90	110	130	150
Power Consumption	kW	20,35	25,1	30,58	37,58	41,36	47,9
EER		3,19	2,99	2,94	2,93	3,14	3,13
Capacity Control		Inverter Kontrollü (%25 ~ %100)					
Refrigerant							
Type		R 410A					
Control		Electronic Expansion Valve					
Circuit	N°	1			2		
Compressor							
Compressor Type		Scroll - Inverter					
Compressor Number	N°	1			2		
Water Cooled Heat Exchanger							
Heat Exchanger Type		Microchannel					
Water Flow	m³/h	11,18	12,90	15,48	18,92	22,36	25,80
Water Pressure Loss	kPa	39	42	44	43	46	48
Air Cooled Heat Exchanger							
Heat Exchanger Type		Microchannel					
Fan							
Fan Type		AC Axial Fan					
Number of Fans	N°	2			4		
Air Flow	m³/h	24000			36000		72000
Operation Range							
Water Side	°C	5 ~ 30					
Air Side	°C	-15 ~ 50					
Water Circuit							
Connection Type		Threaded					Flanged
Pipe Diameter	inç	2 1/2"			3"		4"
Noise level							
Sound pressure level	dBA	83	85	87	87	89	89
Weight and Size							
Weigh	kg	724	755	842	910	995	1047
Width	mm	1805	1805	1805	1300	2300	2300
Depth	mm	2296	2296	2296	2200	2200	2200
Height	mm	2160	2160	2196	2400	2400	2400
Heat Recovery (Optional)							
Heating Capacity ²	kW	80,5	92,67	111,8	136,2	161	185,34
Cooling Capacity ²	kW	60,26	70,01	83,94	102,8	120,52	140,02
Heating Capacity ²	kW	75	86,2	104,2	126	150	172,4
Cooling Capacity ³	kW	51	59,02	70,8	86,4	102	118,04
Heat Exchanger Type		Braze Plate Heat Exchanger					
Water Flow	m³/h	13,85	15,94	19,23	23,43	27,69	31,88
Water Pressure Loss	kPa	38	50	50	46	48	43
Connection Type		Threaded pipe			Flanged		
Pipe Diameter	inç	2½"	3"	3"	4"	4"	4"

1 Cooling performance is calculated at 12/7°C water inlet/outlet temperature and 35°C outdoor temperature.

2 Heating-cooling performance is calculated at a domestic hot water inlet/outlet temperature of 40-45 °C.

3 Heating-cooling performance is calculated at a domestic hot water inlet/outlet temperature of 50-55 °C.

SCREW HEAT RECOVERY

Model		CAW 75W- HR	CAW 105W- HR	CAW 140W- HR	CAW 165W- HR	CAW 200W- HR	CAW 235W- HR	CAW 295W - HR	
Power source	V/ ph/Hz	380/3/50							
Performance									
Cooling Capacity ¹	kW	73,3	103,5	140,2	162,8	196,9	232	291	
Power Consumption	kW	24,1	33,44	45,9	51	61,48	68,88	89,3	
EER		3,04	3,10	3,05	3,19	3,20	3,37	3,26	
Capacity Control		4 level (%25 - %50 - %75 - %100)							
Refrigerant									
Type		R 134A							
Control		Electronic Expansion Valve							
Circuit	N°	1							
Compressor									
Compressor Type		Screw							
Compressor Number	N°	1							
Water Cooled Heat Exchanger									
Heat Exchanger Type									
Water Flow	m³/h	12,61	17,80	24,11	28,00	33,87	39,90	50,05	
Water Pressure Loss	kPa	40	42	46	43	45	49	47	
Air Cooled Heat Exchanger									
Heat Exchanger Type		Microchannel							
Fan									
Fan Type		AC Axial Fan							
Number of Fans	N°	2		4				6	
Air Flow	m³/h	25000	36000	42000	50000	72000	72000	90000	
Operation Range									
Water Side	°C	5 ~ 30							
Air Side	°C	-15 ~ 50							
Water Circuit									
Connection Type		Threadeded			Flanged				
Pipe Diameter	inç	2 1/2"	3"	4"				5"	
Noise level									
Sound pressure level	dBA	88	90	90	92	92	93	95	
Weight and Size									
Weigh	kg	1685	1724	1796	1894	2103	2166	2923	
Width	mm	1300	1300	2300	2300	2300	2300	3300	
Depth	mm	2200							
Height	mm	2400							
Heat Recovery (Optional)									
Heating Capacity ²	kW	90,7	128,5	172,7	200	244	284	359	
Cooling Capacity ²	kW	67,8	95,3	129,2	151,3	183,6	215	271	
Heating Capacity ²	kW	83,7	119,1	159,9	187,2	230	265	338	
Cooling Capacity ³	kW	55,8	78,3	106,5	126,3	155,5	180,2	229	
Heat Exchanger Type		Braze Plate Heat Exchanger							
Water Flow	m³/h	15,60	22,10	29,70	34,40	41,97	48,85	61,75	
Water Pressure Loss	kPa	42	43	48	43	48	47	50	
Connection Type		Threadeded pipe			Flanged				
Pipe Diameter	inç	3"	3"	4"	4"	4"	5"	5"	

Model		CAW 350W- HR	CAW 405W- HR	CAW 465W- HR	CAW 530W- HR	CAW 570W- HR	CAW 625W- HR
Power source	V/ph/Hz	380/3/50					
Performance							
Cooling Capacity ¹	kW	346	403	463	526	567	620
Power Consumption	kW	106,96	118,76	138,5	154,3	175	188
EER		3,23	3,39	3,34	3,41	3,24	3,30
Capacity Control		4 level (%25 - %50 - %75 - %100)					
Refrigerant							
Type		R 134A					
Control		Electronic Expansion Valve					
Circuit	N°	1					
Compressor							
Compressor Type		Screw					
Compressor Number	N°	1					
Water Cooled Heat Exchanger							
Heat Exchanger Type		Brazen Plate Heat Exchanger					
Water Flow	m³/h	59,51	69,32	79,64	90,47	97,52	106,64
Water Pressure Loss	kPa	48	46	46	45	50	48
Air Cooled Heat Exchanger							
Heat Exchanger Type		Microchannel					
Fan							
Fan Type		AC Axial Fan					
Number of Fans	N°	8		10			12
Air Flow	m³/h	100000	100000	144000	144000	162000	180000
Operation Range							
Water Side	°C	5 ~ 30					
Air Side	°C	-15 ~ 50					
Water Circuit							
Connection Type		Flanged					
Pipe Diameter	inç	5"			6"		
Noise Level							
Sound pressure level	dBA	95	96	97	98	99	100
Weight and Size							
Weigh	kg	3051	3127	4061	4298	4349	4458
Width	mm	4300	4300	5300	5300	6300	6300
Depth	mm	2200	2200	2200	2200	2200	2200
Height	mm	2400	2400	2400	2400	2400	2400
Heat Recovery (Optional)							
Heating Capacity ²	kW	424	489	567	643	701	764
Cooling Capacity ²	kW	321	375	433	492	529	580
Heating Capacity ²	kW	394	454	532	604	654	718
Cooling Capacity ³	kW	268	315	370	420	448	496
Heat Exchanger Type		Brazen Plate Heat Exchanger					
Water Flow	m³/h	72,93	84,11	97,52	110,60	120,57	131,41
Water Pressure Loss	kPa	42	44	47	45	47	48
Connection Type		Flanged					
Pipe Diameter	inç	5"	6"			8"	

1 Cooling performance is calculated at 12/7°C water inlet/outlet temperature and 35°C outdoor temperature.

2 Heating-cooling performance is calculated at a domestic hot water inlet/outlet temperature of 40-45 °C.

3 Heating-cooling performance is calculated at a domestic hot water inlet/outlet temperature of 50-55 °C.

TWIN SCREW HEAT RECOVERY

Model		CAW 210W- HR	CAW 280W- HR	CAW 330W- HR	CAW 370W- HR	CAW 395W- HR	CAW 470W- HR	CAW 515W- HR
Power source	V/ph/Hz	380/3/50						
Performance								
Cooling Capacity ¹	kW	207	280,4	325,6	370,8	393,8	464	512
Power Consumption	kW	66,88	88,92	99,52	115,36	122,96	141,2	156,6
EER		3,10	3,15	3,27	3,21	3,20	3,29	3,27
Capacity Control								
Refrigerant								
Type		R 134A						
Control		Electronic expansion valve						
Circuit	N°	2						
Compressor								
Compressor Type		Screw						
Compressor Number	N°	2						
Water Cooled Heat Exchanger								
Heat Exchanger Type		Braze Plate Heat Exchanger						
Water Flow	m³/h	35,604	48,2288	56,0032	63,7776	67,7336	79,808	88,064
Water Pressure Loss	kPa	50	49	49	49	41	42	48
Air Cooled Heat Exchanger								
Heat Exchanger Type		Microchannel						
Fan								
Fan Type		AC Axial Fan						
Number of Fans	N°	4	6	6	8	8	10	10
Air Flow	m³/h	72000	108000		144000		180000	
Operation Range								
Water Side	°C	5 ~ 30						
Air Side	°C	-15 ~ 50						
Water Circuit								
Connection Type		Flanged Connection						
Pipe Diameter	inç	4"	5"					6"
Noise Level								
Sound pressure level	dBA	90	92	92	93	93	93	94
Weight and Size								
Weigh	kg	3150	3538	3558	3670	3796	4563	4753
Width	mm	2300	3300	3300	4300	4300	5300	5300
Depth	mm	2200	2200	2200	2200	2200	2200	2200
Height	mm	2400						
Heat Recovery (Optional)								
Heating Capacity ²	kW	257	345,4	400	456	488	568	630
Cooling Capacity ²	kW	190,6	258,4	302,6	344,6	367,2	430	476
Heating Capacity ²	kW	238,2	319,8	374,4	426	460	530	594
Cooling Capacity ³	kW	156,6	213	252,6	287,8	311	360,4	402
Heat Exchanger Type		Braze Plate Heat Exchanger						
Water Flow	m³/h	44,20	59,41	68,80	78,43	83,94	97,70	108,36
Water Pressure Loss	kPa	45	47	48	49	47	46	45
Connection Type		Flanged Connection						
Pipe Diameter	inç	4"	5"	5"	5"	6"	6"	6"

TWIN SCREW HEAT RECOVERY

Model		CAW 585W- HR	CAW 700W- HR	CAW 810W- HR	CAW 930W- HR	CAW 1060W- HR	CAW 1150W- HR	CAW 1250W- HR	
Power source	V/ph/ Hz	380/3/50							
Performance									
Cooling Capacity ¹	kW	582	692	806	926	1052	1134	1240	
Power Consumption	kW	179,44	210,48	237,52	277	308,6	351,84	378,68	
EER		3,24	3,29	3,39	3,34	3,41	3,22	3,27	
Capacity Control		4 Level (%25 - %50 - %75 - %100)							
Refrigerant									
Type		R 134A	R 134A	R 134A	R 134A	R 134A	R 134A	R 134A	
Control		Electronic Expansion Valve							
Circuit	N°	2							
Compressor									
Compressor Type		Screw							
Compressor Number	N°	2							
Water Cooled Heat Exchanger									
Heat Exchanger Type		Brazen Plate Heat Exchanger							
Water Flow	m³/h	100,104	119,024	138,632	159,272	180,944	195,048	213,28	
Water Pressure Loss	kPa	50	41	40	48	41	46	43	
Air Cooled Heat Exchanger									
Heat Exchanger Type		Microchannel							
Fan									
Fan Type		AC Axial Fan							
Number of Fans	N°	12	14	16	20	20	22	24	
Air Flow	m³/h	216000	252000	288000	360000		396000	432000	
Operation Range									
Water Side	°C	5 ~ 30							
Air Side	°C	-15 ~ 50							
Water Circuit									
Connection Type		Flanged Connection							
Pipe Diameter	inç	6"			8"				
Noise Level									
Sound pressure level	dBA	94		95		96			
Weight and Size									
Weigh	kg	5041	6225	6299	6340	7364	7540	7832	
Width	mm	6300	7300	8300	10300	10300	11300	12300	
Depth	mm	2200	2200	2200	2200	2200	2200	2200	
Height	mm	2400							
Heat Recovery (Optional)									
Heating Capacity ²	kW	718	848	978	1134	1286	1402	1528	
Cooling Capacity ²	kW	542	642	750	866	984	1058	1160	
Heating Capacity ²	kW	676	788	908	1064	1208	1308	1436	
Cooling Capacity ³	kW	458	536	630	740	840	896	992	
Heat Exchanger Type		Brazen Plate Heat Exchanger							
Water Flow	m³/h	123,50	145,86	168,22	195,05	221,19	241,14	262,82	
Water Pressure Loss	kPa	46	50	45	44	44	44	46	
Connection Type		Flanged Connection							
Pipe Diameter	inç	6"			8"				

1 Cooling Performance is calculated at water inlet/outlet temperature 12/7°C, outdoor temperature 35°C.

2 Heating-cooling Performance is calculated at a domestic hot water inlet/outlet temperature of 40-45 °C.

3 Heating-cooling Performance is calculated at a domestic hot water inlet/outlet temperature of 50-55 °C.

SCREW INVERTER HEAT RECOVERY

Model		CAW 240WD- HR	CAW 300WD- HR	CAW 370WD- HR	CAW 490WD- HR	CAW 590WD- HR
Power source	V/ph/ Hz	380/3/50				
Performance						
Cooling Capacity ¹	kW	239	299	370	488	589
Power Consumption	kW	75,12	93,22	116,76	147,2	180,24
EER		3,18	3,21	3,17	3,32	3,27
Capacity Control		Inverter controlled (%25 ~ %100)				
Refrigerant						
Type		R 134A				
Control		Electronic Expansion Valve				
Circuit	N°	1				
Compressor						
Compressor Type		Screw-Inverter				
Compressor Number	N°	1				
Water Cooled Heat Exchanger						
Heat Exchanger Type		Braze Plate Heat Exchanger				
Water Flow	m³/h	41,11	51,43	63,64	83,94	101,31
Water Pressure Loss	kPa	40	42	46	43	45
Air Cooled Heat Exchanger						
Heat Exchanger Type		Microchannel				
Fan						
Fan Type		AC Axial Fan				
Number of Fans	N°	6	6	8	10	12
Air Flow	m³/h	108000	108000	144000	180000	216000
Operation Range						
Water Side	°C	5 ~ 30				
Air Side	°C	-15 ~ 50				
Water Circuit						
Connection Type		Flanged				
Pipe Diameter	inç	4"	5"	5"	6"	6"
Noise Level						
Sound pressure level	dBA	90	94	93	95	91
Weight and Size						
Weigh	kg	2201	2985	3129	4318	4759
Width	mm	3300	3300	4300	5300	6300
Depth	mm	2200				
Height	mm	2400				
Heat Recovery (Optional)						
Heating Capacity ²	kW	296	372	461	603	730
Cooling Capacity ²	kW	224	281	348	460	556
Heating Capacity ²	kW	278	353	439	573	691
Cooling Capacity ³	kW	192	245	304	400	486
Heat Exchanger Type		Braze Plate Heat Exchanger				
Water Flow	m³/h	50,91	63,98	79,29	103,72	125,56
Water Pressure Loss	kPa	42	46	49	49	48
Connection Type		Flanged				
Pipe Diameter	inç	5"			6"	

SCREW INVERTER HEAT RECOVERY

Model		CAW 480WD-HR	CAW 600WD- HR	CAW 740WD- HR	CAW 980WD- HR	CAW 1180WD- HR
Power source	V/ph/Hz	380/3/50				
Performance						
Cooling Capacity ¹	kW	478	598	740	976	1178
Power Consumption	kW	146,8	186,44	233,52	294,4	360,48
EER		3,26	3,21	3,17	3,32	3,27
Capacity Control		Inverter Controller (%25 ~ %100)				
Refrigerant						
Type		R 134A				
Control		Electronic Expansion Valve				
Circuit	N°	2				
Compressor						
Compressor Type		Screw-Inverter				
Compressor Number	N°	2				
Water Cooled Heat Exchanger						
Heat Exchanger Type		Brazed Plate Heat Exchanger				
Water Flow	m³/h	82,22	102,86	127,28	167,87	202,62
Water Pressure Loss	kPa	40	42	46	43	45
Air Cooled Heat Exchanger						
Heat Exchanger Type		Microchannel				
Fan						
Fan Type		AC Axial Fan				
Number of Fans	N°	10	12	16	20	24
Air Flow	m³/h	180000	216000	288000	360000	432000
Operation Range						
Water Side	°C	5 ~ 30				
Air Side	°C	-15 ~ 50				
Water Circuit						
Connection Type		Flanged				
Pipe Diameter	inç	6"			8"	
Noise Level						
Sound pressure level	dB(A)	96	96	92	95	94
Weight and Size						
Weigh	kg	3547	4113	5421	6635	7843
Width	mm	5300	6300	8300	10300	12300
Depth	mm	2200				
Height	mm	2400				
Heat Recovery (Optional)						
Heating Capacity ²	kW	592	744	922	1206	1460
Cooling Capacity ²	kW	448	562	696	920	1112
Heating Capacity ²	kW	556	706	878	1146	1382
Cooling Capacity ³	kW	384	490	608	800	972
Heat Exchanger Type		Brazed Plate Heat Exchanger				
Water Flow	m³/h	101,82	127,97	158,58	207,43	251,12
Water Pressure Loss	kPa	44	50	46	43	47
Connection Type		Flanged				
Pipe Diameter	inç	6"			8"	

1 Cooling Performance is calculated at water inlet/outlet temperature 12/7°C, outdoor temperature 35°C.

2 Heating-cooling Performance is calculated at a domestic hot water inlet/outlet temperature of 40-45 °C.

3 Heating-cooling Performance is calculated at a domestic hot water inlet/outlet temperature of 50-55 °C.

SCROLL-FC

Model		CAW 65D - FC	CAW 75D - FC	CAW 90D - FC	CAW 110D - FC	CAW 130D - FC	CAW 150D - FC
Power supply	V/ph/Hz	380/3/50					
Performance							
Cooling Capacity ¹	kW	65	75	90	110	130	150
Power consumption	kW	20,35	25,1	30,58	37,58	41,36	47,9
EER		3,19	2,99	2,94	2,93	3,14	3,13
Capacity Control		Inverter Controlled(%25 ~ %100)					
Refrigerant							
Fluid Type		R 410A					
Control		Electronic Expansion Valve					
Circuit	N°	1			2		
Compressor							
Compressor Type		Scroll - Inverter					
Number of Compressors	N°	1			2		
Water Cooled Heat Exchanger							
Heat Exchanger Type		Brazen Plate Heat Exchanger					
Water Flow	m³/h	11,18	12,90	15,48	18,92	22,36	25,80
Water Pressure Drop	kPa	39	42	44	43	46	48
Air Cooled Heat Exchanger							
Exchanger type		Microchannel					
Fan							
Fan Type		AC Axial Fan					
Number of Fans	N°	2			4		
Air Flow	m³/h	24000			36000		72000
Operation Range							
Water Side	°C	5 ~ 30					
Air Side	°C	-15 ~ 50					
Water Circuit							
Connection Type		Threadeded					Flanged
Pipe Diameter	inç	2 1/2"	2 1/2"	3"			4"
Noise Level							
Sound Power	dBA	83	85	87	87	89	89
Weight and Dimensions							
Weight	kg	724	755	842	910	995	1047
Width	mm	1805	1805	1805	1300	2300	2300
Depth	mm	2296	2296	2296	2200	2200	2200
Height	mm	2160	2160	2196	2400	2400	2400
Free Cooling (Optional)							
Cooling Capacity ²	kW	63,5	73,5	88	107,6	127	147
Free Cooling Capacity ²	kW	61	70	85	104	122	140
Air Flow	m³/h	19750	19750	29500	59000	59000	59000

Model		CAW 65D - FC	CAW 75D - FC	CAW 90D - FC	CAW 110D - FC	CAW 130D - FC	CAW 150D - FC
Power supply	V/ph/Hz	380/3/50					
Performance							
Cooling Capacity ¹	kW	65	75	90	110	130	150
Power consumption	kW	20,35	25,1	30,58	37,58	41,36	47,9
EER		3,19	2,99	2,94	2,93	3,14	3,13
Capacity Control		Inverter Controlled(%25 ~ %100)					
Refrigerant							
Fluid Type		R 410A					
Control		Electronic Expansion Valve					
Circuit	N°	1			2		
Compressor							
Compressor Type		Scroll - Inverter					
Number of Compressors	N°	1			2		
Water Cooled Heat Exchanger							
Heat Exchanger Type		Brazen Plate Heat Exchanger					
Water Flow	m³/h	11,18	12,90	15,48	18,92	22,36	25,80
Water Pressure Drop	kPa	39	42	44	43	46	48
Air Cooled Heat Exchanger							
Exchanger type		Microchannel					
Fan							
Fan Type		AC Axial Fan					
Number of Fans	N°	2				4	
Air Flow	m³/h	24000			36000		72000
Operation Range							
Water Side	°C	5 ~ 30					
Air Side	°C	-15 ~ 50					
Water Circuit							
Connection Type		Threadeded					Flanged
Pipe Diameter	inç	2 1/2"	2 1/2"	3"			4"
Noise Level							
Sound Power	dBA	83	85	87	87	89	89
Weight and Dimensions							
Weight	kg	724	755	842	910	995	1047
Width	mm	1805	1805	1805	1300	2300	2300
Depth	mm	2296	2296	2296	2200	2200	2200
Height	mm	2160	2160	2196	2400	2400	2400
Free Cooling (Optional)							
Cooling Capacity ²	kW	63,5	73,5	88	107,6	127	147
Free Cooling Capacity ²	kW	61	70	85	104	122	140
Air Flow	m³/h	19750	19750	29500	59000	59000	59000

INVERTER-FC

Model		CAW 14D - FC	CAW 23D - FC	CAW 27D - FC	CAW 32D - FC	CAW 45D - FC	CAW 55D - FC
Power supply	V/ph/Hz	380/3/50					
Performance							
Cooling Capacity ¹	kW	13,2	22,5	26,2	31,5	45	55
Power consumption	kW	4,54	7,35	8,44	10,11	14,32	18,22
EER		2,91	3,06	3,10	3,12	3,14	3,02
Capacity Control		Inverter Controlled (%25 ~ %100)					
Refrigerant							
Fluid Type		R 410A					
Control		Electronic Expansion Valve					
Circuit	N°	1					
Compressor							
Compressor Type		Scroll - Inverter					
Number of Compressors	N°	1					
Water Cooled Heat Exchanger							
Heat Exchanger Type		Braze Plate Heat Exchanger					
Water Flow	m³/h	2,27	3,87	4,51	5,42	7,74	9,46
Water Pressure Drop	kPa	32	34	35	36	37	39
Air Cooled Heat Exchanger							
Exchanger type		Microchannel					
Fan							
Fan Type		AC Axial Fan					
Number of Fans	N°	2					
Air Flow	m³/h	9400	10450	11000	11500	16500	
Operation Range							
Water Side	°C	5 ~ 30					
Air Side	°C	-15 ~ 50					
Water Circuit							
Connection Type		Threaded					
Pipe Diameter	inç	1 1/4"	1 1/2"	2"	2"	2 1/2"	2 1/2"
Noise Level							
Sound Power	dB(A)	79		81		83	
Weight and Dimensions							
Weight	kg	265	310	323	405	512	631
Width	mm	1084	1163	1163	1163	1200	1200
Depth	mm	405	430	430	430	1750	1750
Height	mm	1135	1550	1550	1550	1670	1670
Free Cooling (Optional)							
Cooling Capacity ²	kW	12,95	21,9	25,4	30,8	44	53,8
Free Cooling Capacity ²	kW	12,45	21,2	24,5	30	42,5	52
Air Flow	m³/h	7700	8600	8600	9000	13550	13550

Model		CAW 65D - FC	CAW 75D - FC	CAW 90D - FC	CAW 110D - FC	CAW 130D - FC	CAW 150D - FC
Power supply	V/ph/Hz	380/3/50					
Performance							
Cooling Capacity ¹	kW	65	75	90	110	130	150
Power consumption	kW	20,35	25,1	30,58	37,58	41,36	47,9
EER		3,19	2,99	2,94	2,93	3,14	3,13
Capacity Control		Inverter Controlled (%25 ~ %100)					
Refrigerant							
Fluid Type		R 410A					
Control		Electronic Expansion Valve					
Circuit	N°	1	1	2	2	2	2
Compressor							
Compressor Type		Scroll - Inverter					
Number of Compressors	N°	1	1	2	2	2	2
Water Cooled Heat Exchanger							
Heat Exchanger Type		Braze Plate Heat Exchanger					
Water Flow	m³/h	11,18	12,90	15,48	18,92	22,36	25,80
Water Pressure Drop	kPa	39	42	44	43	46	48
Air Cooled Heat Exchanger							
Exchanger type		Microchannel					
Fan							
Fan Type		AC Axial Fan					
Number of Fans	N°	2	2	2	2	4	4
Air Flow	m³/h	9400	10450	11000	11000	16500	16500
Operation Range							
Water Side	°C	5 ~ 30					
Air Side	°C	-15 ~ 50					
Water Circuit							
Connection Type		Threaded					Flanged
Pipe Diameter	inç	2 1/2"	2 1/2"	3"	3"	3"	4"
Noise Level							
Sound Power	dBA	83	85	87	87	89	89
Weight and Dimensions							
Weight	kg	724	755	842	910	995	1047
Width	mm	1805	1805	1805	1300	2300	2300
Depth	mm	2296	2296	2296	2200	2200	2200
Height	mm	2160	2160	2196	2400	2400	2400
Free Cooling (Optional)							
Cooling Capacity ²	kW	63,5	73,5	88	107,6	127	147
Free Cooling Capacity ²	kW	61	70	85	104	122	140
Air Flow	m³/h	19750	19750	29500	59000	59000	59000

1 Cooling Performance is calculated at water inlet/outlet temperature 12/7°C, outdoor temperature 35°C.

2 Cooling Performance is calculated at 12°C water inlet temperature and 2°C outdoor temperature.

SCREW-FC

Model		CAW 75W - FC	CAW 105W - FC	CAW 140W - FC	CAW 165W - FC	CAW 200W - FC	CAW 235W - FC	CAW 295W - FC
Power supply	V/ph/Hz	380/3/50						
Performance								
Cooling Capacity ¹	kW	73,3	103,5	140,2	162,8	196,9	232	291
Power consumption	kW	24,1	33,44	45,9	51	61,48	68,88	89,3
EER		3,04	3,10	3,05	3,19	3,20	3,37	3,26
Capacity Control		4 Level (%25 - %50 - %75 - %100)						
Refrigerant								
Fluid Type		R 134A						
Control		Electronic Expansion Valve						
Circuit	N°	1						
Compressor								
Compressor Type		Screw						
Number of Compressors	N°	1						
Water Cooled Heat Exchanger								
Heat Exchanger Type		Brazen Plate Heat Exchanger						
Water Flow	m³/h	12,61	17,80	24,11	28,00	33,87	39,90	50,05
Water Pressure Drop	kPa	40	42	46	43	45	49	47
Air Cooled Heat Exchanger								
Exchanger type		Microchannel						
Fan								
Fan Type		AC Axial Fan						
Number of Fans	N°	2		4			6	
Air Flow	m³/h	25000	36000	42000	50000	72000	90000	
Operation Range								
Water Side	°C	5 ~ 30						
Air Side	°C	-15 ~ 50						
Water Circuit								
Connection Type		Threaded			Flanged			
Pipe Diameter	inç	2 1/2"	3"	4"			5"	
Noise Level								
Sound Power	dBA	88	90	90	92	92	93	95
Weight and Dimensions								
Weight	kg	1685	1724	1796	1894	2103	2166	2923
Width	mm	1300	1300	2300	2300	2300	2300	3300
Depth	mm	2200						
Height	mm	2400						
Free Cooling (Optional)								
Cooling Capacity ²	kW	71,7	101,1	136,9	159,4	193	227	285
Free Cooling Capacity ²	kW	64,5	91,0	123,2	143,5	173,7	204,3	256,5
Air Flow	m³/h	20500	29520	34440	41000	59040	59040	73800

Model		CAW 350W - FC	CAW 405W - FC	CAW 465W - FC	CAW 530W - FC	CAW 570W - FC	CAW 625W - FC
Power supply	V/ph/Hz	380/3/50					
Performance							
Cooling Capacity ¹	kW	346	403	463	526	567	620
Power consumption	kW	106,96	118,76	138,5	154,3	175	188
EER		3,23	3,39	3,34	3,41	3,24	3,30
Capacity Control		4 Level (%25 - %50 - %75 - %100)					
Refrigerant							
Fluid Type		R 134A					
Control		Electronic Expansion Valve					
Circuit	N°	1					
Compressor							
Compressor Type		Screw					
Number of Compressors	N°	1					
Water Cooled Heat Exchanger							
Heat Exchanger Type		Braze Plate Heat Exchanger					
Water Flow	m³/h	59,51	69,32	79,64	90,47	97,52	106,64
Water Pressure Drop	kPa	48	46	46	45	50	48
Air Cooled Heat Exchanger							
Exchanger type		Microchannel					
Fan							
Fan Type		AC Axial Fan					
Number of Fans	N°	8		10		12	
Air Flow	m³/h	100000		144000		180000	
Operation Range							
Water Side	°C	5 ~ 30					
Air Side	°C	-15 ~ 50					
Water Circuit							
Connection Type		Flanged					
Pipe Diameter	inç	5"			6"		
Noise Level							
Sound Power	dBA	95	96	97	98	99	100
Weight and Dimensions							
Weight	kg	3051	3127	4061	4298	4349	4458
Width	mm	4300	4300	5300	5300	6300	6300
Depth	mm	2200					
Height	mm	2400					
Free Cooling (Optional)							
Cooling Capacity ²	kW	339	395	454	516	556	608
Free Cooling Capacity ²	kW	305,1	355,5	408,6	464,4	500,4	547,2
Air Flow	m³/h	82000	82000	118080	118080	132840	147600

1 Cooling Performance is calculated at water inlet/outlet temperature 12/7°C, outdoor temperature 35°C.

2 Cooling Performance is calculated at 12°C water inlet temperature and 2°C outdoor temperature.

DOUBLE SCREW-FC

Model		CAW 210W - FC	CAW 280W - FC	CAW 330W - FC	CAW 370W - FC	CAW 395W - FC	CAW 470W - FC	CAW 515W - FC
Power supply	V/ph/Hz	380/3/50						
Performance								
Cooling Capacity ¹	kW	207	280,4	325,6	370,8	393,8	464	512
Power consumption	kW	66,88	88,92	99,52	115,36	122,96	141,2	156,6
EER		3,10	3,15	3,27	3,21	3,20	3,29	3,27
Capacity Control		4 Level (%25 - %50 - %75 - %100)						
Refrigerant								
Fluid Type		R 134A						
Control		Electronic Expansion Valve						
Circuit	N°	2						
Compressor								
Compressor Type		Screw						
Number of Compressors	N°	2						
Water Cooled Heat Exchanger								
Heat Exchanger Type		Braze Plate Heat Exchanger						
Water Flow	m³/h	35,604	48,2288	56,0032	63,7776	67,7336	79,808	88,064
Water Pressure Drop	kPa	50	49	49	49	41	42	48
Air Cooled Heat Exchanger								
Exchanger type		Microchannel						
Fan								
Fan Type		AC Axial Fan						
Number of Fans	N°	4	6	8	10			
Air Flow	m³/h	72000	108000	144000	180000			
Operation Range								
Water Side	°C	5 ~ 30						
Air Side	°C	-15 ~ 50						
Water Circuit								
Connection Type		Flanged Connection						
Pipe Diameter	inç	4"	5"				6"	
Noise Level								
Sound Power	dB(A)	90	92	92	93	93	93	94
Weight and Dimensions								
Weight	kg	3150	3538	3558	3670	3796	4563	4753
Width	mm	2300	3300	3300	4300	4300	5300	5300
Depth	mm	2200	2200	2200	2200	2200	2200	2200
Height	mm	2400	2400	2400	2400	2400	2400	2400
Free Cooling (Optional)								
Cooling Capacity ²	kW	202,2	273,8	318,8	363,2	386	454	502
Free Cooling Capacity ²	kW	182,0	246,4	286,9	326,88	347,4	408,6	451,8
Air Flow	m³/h	59040	88560	88560	118080	118080	147600	147600

Model		CAW 585W - FC	CAW 700W - FC	CAW 810W - FC	CAW 930W - FC	CAW 1060W - FC	CAW 1150W - FC	CAW 1250W - FC	
Power supply	V/ph/Hz	380/3/50							
Performance									
Cooling Capacity ¹	kW	582	692	806	926	1052	1134	1240	
Power consumption	kW	179,44	210,48	237,52	277	308,6	351,84	378,68	
EER		3,24	3,29	3,39	3,34	3,41	3,22	3,27	
Capacity Control		4 Level (%25 - %50 - %75 - %100)							
Refrigerant									
Fluid Type		R 134A							
Control		Electronic Expansion Valve							
Circuit	N°	2							
Compressor									
Compressor Type		Screw							
Number of Compressors	N°	2							
Water Cooled Heat Exchanger									
Heat Exchanger Type		Braze Plate Heat Exchanger							
Water Flow	m³/h	100,104	119,024	138,632	159,272	180,944	195,048	213,28	
Water Pressure Drop	kPa	50	41	40	48	41	46	43	
Air Cooled Heat Exchanger									
Exchanger type		Microchannel							
Fan									
Fan Type		AC Axial Fan							
Number of Fans	N°	12	14	16	20	20	22	24	
Air Flow	m³/h	216000	252000	288000	360000		396000	432000	
Operation Range									
Water Side	°C	5 ~ 30							
Air Side	°C	-15 ~ 50							
Water Circuit									
Connection Type		Flanged Connection							
Pipe Diameter	inç	6"			8"				
Noise Level									
Sound Power	dB(A)	94	94	95	95	96	96	96	
Weight and Dimensions									
Weight	kg	5041	6225	6299	6340	7364	7540	7832	
Width	mm	6300	7300	8300	10300	10300	11300	12300	
Depth	mm	2200							
Height	mm	2400							
Free Cooling (Optional)									
Cooling Capacity ²	kW	570	678	790	908	1032	1112	1216	
Free Cooling Capacity ²	kW	513	610,2	711	817,2	928,8	1000,8	1094,4	
Air Flow	m³/h	177120	206640	236160	295200	295200	324720	354240	

1 Cooling Performance is calculated at water inlet/outlet temperature 12/7°C, outdoor temperature 35°C.

2 Cooling Performance is calculated at 12°C water inlet temperature and 2°C outdoor temperature.

SCREW INVERTER-FC

Model		CAW 240WD - FC	CAW 300WD - FC	CAW 370WD - FC	CAW 490WD - FC	CAW 590WD - FC
Power supply	V/ph/Hz	380/3/50				
Performance						
Cooling Capacity ¹	kW	239	299	370	488	589
Power consumption	kW	75,12	93,22	116,76	147,2	180,24
EER		3,18	3,21	3,17	3,32	3,27
Capacity Control		Inverter Controlled (%25 ~%100)				
Refrigerant						
Fluid Type						
Control		Electronic Expansion Valve				
Circuit	N°	1				
Compressor						
Compressor Type		Screw-Inverter				
Number of Compressors	N°	1				
Water Cooled Heat Exchanger						
Heat Exchanger Type		Brazered Plate Heat Exchanger				
Water Flow	m³/h	41,11	51,43	63,64	83,94	101,31
Water Pressure Drop	kPa	40	42	46	43	45
Air Cooled Heat Exchanger						
Exchanger type		Microchannel				
Fan						
Fan Type		AC Axial Fan				
Number of Fans	N°	6	6	8	10	12
Air Flow	m³/h	108000	108000	144000	180000	216000
Operation Range						
Water Side	°C	5 ~ 30				
Air Side	°C	-15 ~ 50				
Water Circuit						
Connection Type		Flanged				
Pipe Diameter	inç	4"	5"		6"	
Noise Level						
Sound Power	dBA	90	94	93	95	91
Weight and Dimensions						
Weight	kg	2201	2985	3129	4318	4759
Width	mm	3300	3300	4300	5300	6300
Depth	mm	2200				
Height	mm	2400				
Free Cooling (Optional)						
Cooling Capacity ²	kW	266	338	414	559	672
Free Cooling Capacity ²	kW	239,4	304,2	372,6	503,1	604,8
Air Flow	m³/h	88560	88560	118080	147600	177120

1 Cooling Performance is calculated at water inlet/outlet temperature 12/7°C, outdoor temperature 35°C.

2 Cooling Performance is calculated at 12°C water inlet temperature and 2°C outdoor temperature.

Model		CAW 480WD - FC	CAW 600WD - FC	CAW 740WD - FC	CAW 980WD - FC	CAW 1180WD - FC
Power supply	V/ph/Hz	380/3/50				
Performance						
Cooling Capacity ¹	kW	478	598	740	976	1178
Power consumption	kW	146,8	186,44	233,52	294,4	360,48
EER		3,26	3,21	3,17	3,32	3,27
Capacity Control						
Refrigerant						
Fluid Type		R 134A				
Control		Electronic Expansion Valve				
Circuit	N°	2				
Compressor						
Compressor Type		Screw-Inverter				
Number of Compressors	N°	2				
Water Cooled Heat Exchanger						
Heat Exchanger Type		Brazen Plate Heat Exchanger				
Water Flow	m³/h	82,22	102,86	127,28	167,87	202,62
Water Pressure Drop	kPa	40	42	46	43	45
Air Cooled Heat Exchanger						
Exchanger type		Microchannel				
Fan						
Fan Type		AC Axial Fan				
Number of Fans	N°	10	12	16	20	24
Air Flow	m³/h	180000	216000	288000	360000	432000
Operation Range						
Water Side	°C	5 ~ 30				
Air Side	°C	-15 ~ 50				
Water Circuit						
Connection Type		Flanged				
Pipe Diameter	inç	6"			8"	
Noise Level						
Sound Power	dB(A)	96		92	95	94
Weight and Dimensions						
Weight	kg	3547	4113	5421	6635	7843
Width	mm	5300	6300	8300	10300	12300
Depth	mm	2200				
Height	mm	2400				
Free Cooling (Optional)						
Cooling Capacity ²	kW	532	676	828	1118	1344
Free Cooling Capacity ²	kW	478,8	608,4	745,2	1006,2	1209,6
Air Flow	m³/h	147600	177120	236160	295200	354240

1 Cooling Performance is calculated at water inlet/outlet temperature 12/7°C, outdoor temperature 35°C.

2 Cooling Performance is calculated at 12°C water inlet temperature and 2°C outdoor temperature.

ADIABATIC CHILLER

Adiabatic Cooling (Optional)		CAW 210S - A	CAW 240S - A	CAW 315S - A	CAW 390S - A	CAW 420S - A	CAW 480S - A	CAW 525S - A	CAW 630S - A
Cooling Capacity ¹	kW	208,4	239,25	312,6	388,2	416,8	478,5	521	625,2
Adiabatic Cooling Capacity ²	kW	228,4	261,45	342,6	425,22	456,8	522,9	571	685,2
Air flow	m ³ /h	59000	88500	88500	118000	118000	178000	147500	178000
Water Consumption	lt/dk	26,8	40,2	40,2	53,6	53,6	67	67	80,4
Dimensions									
Width	mm	2300	3300		4300		5300		6300
Depth	mm	2200							
Height	mm	2400							

Adiabatic Cooling (Optional)		CAW 200W - A	CAW 235W - A	CAW 295W - A	CAW 350W - A	CAW 405W - A	CAW 465W - A	CAW 530W - A	CAW 570W - A	CAW 625W - A
Cooling Capacity ¹	kW	199,6	232	291	346	403	463	526	567	620
Adiabatic Cooling Capacity ²	kW	215	254	319	379	438	503	572	617	675
Air flow	m ³ /h	72000	72000	90000	100000	100000	144000	144000	162000	180000
Water Consumption	lt/dk	26,8	26,8	40,2	53,6	53,6	67	67	80,4	80,4
Dimensions										
Width	mm	2300	2300	3300	4300	4300	5300	5300	6300	6300
Depth	mm	2200								
Height	mm	2400								

Adiabatic Cooling (Optional)		CAW 210W - A	CAW 280W - A	CAW 330W - A	CAW 370W - A	CAW 395W - A	CAW 470W - A	CAW 515W - A
Cooling Capacity ¹	kW	207	280,4	325,6	370,8	399,2	464	512
Adiabatic Cooling Capacity ²	kW	228,6	309,2	355	404	430	508	560
Air flow	m ³ /h	72000	108000	108000	144000	144000	180000	180000
Water Consumption	lt/dk	26,8	40,2	40,2	53,6	53,6	67	67
Dimensions								
Width	mm	2300	3300	3300	4300	4300	5300	5300
Depth	mm	2200						
Height	mm	2400						

Adiabatic Cooling (Optional)		CAW 585W - A	CAW 700W - A	CAW 810W - A	CAW 930W - A	CAW1060W - A	CAW1150W - A	CAW1250W - A
Cooling Capacity ¹	kW	582	692	806	926	1052	1134	1240
Adiabatic Cooling Capacity ²	kW	638	758	876	1006	1144	1234	1350
Air flow	m ³ /h	216000	252000	288000	360000	360000	396000	432000
Water Consumption	lt/dk	80,4	93,8	107,2	134	134	147,4	160,8
Dimensions								
Width	mm	6300	7300	8300	10300	10300	11300	12300
Depth	mm	2200						
Height	mm	2400						

Adiabatic Cooling (Optional)		CAW 240WD - A	CAW 300WD - A	CAW 370WD - A	CAW 490WD - A	CAW 590WD - A	CAW 480WD - A	CAW 600WD - A	CAW 740WD - A	CAW 980WD - A	CAW 1180WD - A
Cooling Capacity ¹	kW	239	299	370	488	589	478	598	740	976	1178
Adiabatic Cooling Capacity ²	kW	260	324	401	526	634	520	648	802	1052	1268
Air flow	m ³ /h	108000	108000	144000	180000	216000	180000	216000	288000	360000	432000
Water Consumption	lt/dk	40,2	40,2	53,6	67	80,4	67	80,4	107,2	134	160,8
Dimensions											
Width	mm	3300	3300	4300	5300	6300	5300	6300	8300	10300	12300
Depth	mm	2200									
Height	mm	2400									

1 Cooling Performance is calculated at water inlet/outlet temperature 12/7°C, outdoor temperature 35°C.

2 Cooling Performance is calculated at water inlet/outlet temperature 12/7°C, outdoor temperature 35°C, RH 30%.