

ACCW





Precision Controlled Air Conditioning (ACW)

*Cooling Capacity
(up to 16-140kW)*

Precision Controlled Air Conditioning (ACW)

In the 16kW and 140 kW capacity range, CoolAer ACW devices are fed efficiently by using chillers to provide efficient cooling of the indoor units.

- Cooling capacity range from 16kW to 140kW
- Powerful automation feature
- Teamwork with up to 8 devices
- Intervention of all equipment from the front
- Filter and fan control manager
- Sliding fan and filter structure
- Operation option according to pressure difference and temperature principle
- Suitable design for raised floor, low ceiling and air duct systems
- High efficiency system with direct freecooling and adiabatic cooling mode option



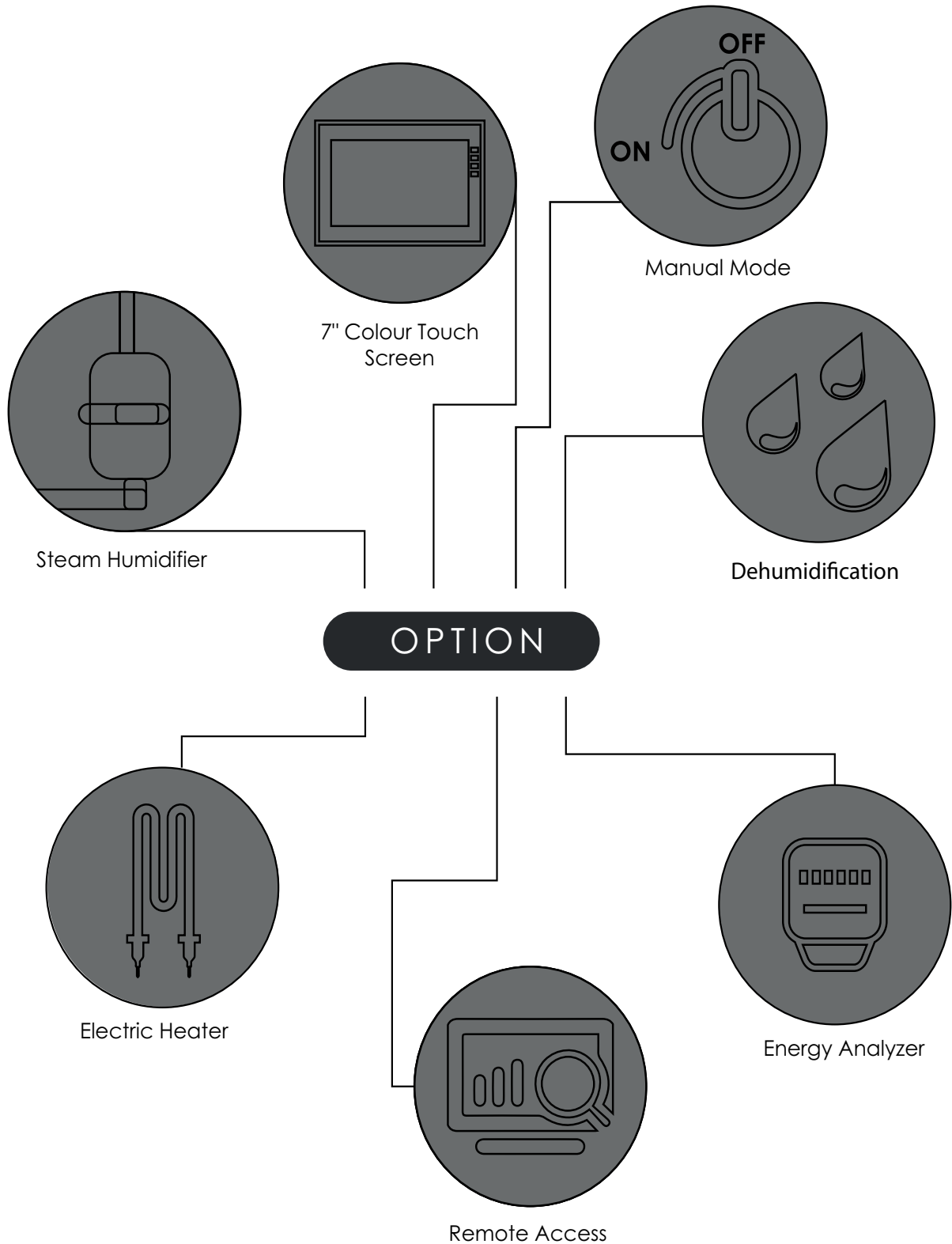
CoolAer precision air conditioners are designed to serve at the optimum point according to ASHRAE standards.

AIR CONDITIONING WITH PRECISE CONTROL

PRODUCT FEATURES



OPTIONAL PRODUCTS



COOLAER ACW

Modeller		ACW 16	ACW 25	ACW 30	ACW 35	ACW 40	ACW 50
Net Sensible Capacity ¹	kW	15,99	22,85	27,83	32,56	37,92	48,54
SHR		0,82	0,80	0,78	0,79	0,78	0,76
Water Flow	m ³ /h	2,75	3,93	4,79	5,60	6,52	8,35
Air Flow	m ³ /h	5000	6500	7500	9000	10000	11500
Humidifier							
Humidifier Type		Steam Humidifier					
Number	°N	1					
Capacity	kg/h	8	8	8	8	8	8
Electricity Consumption	kW	6	6	6	6	6	6
Maximum Operation Current	A	9,1	9,1	9,1	9,1	9,1	9,1
Power Input	V/ph/Hz	380/3/50					
Electric Heater							
Level		3					
Capacity	kW	4	6	6	6	9	9
Maximum Operation Current	A	6,1	9,1	9,1	9,1	13,6	13,6
Power Input	V/ph/Hz	380/3/50					
Dimensions							
Width	mm	950	950	1150	1150	1150	1700
Depth	mm	890	890	890	890	890	890
Height	mm	1970	1970	1970	1970	1970	1970
Weight	kg	280	310	338	365	380	556
Fan							
Number of Fans	°N	1					
Power Input	kW	0,581	1,09	0,9	1,37	1,89	2,21

Modeller		ACW 56	ACW 65	ACW 80	ACW 90	ACW 110	ACW 125	ACW 140
Net Sensible Capacity ¹	kW	55,27	64,68	77,86	94,43	104,56	117,22	134,6
SHR		0,76	0,83	0,79	0,76	0,76	0,77	0,78
Water Flow	m ³ /h	9,51	11,12	13,39	16,24	17,98	20,16	23,1512
Air Flow	m ³ /h	14000	21000	20000	23000	25000	29000	35000
Humidifier								
Humidifier Type		Steam humidifier						
Number	°N	1						
Capacity	kg/h	8						
Electricity Consumption	kW	6						
Maximum Operation Current	A	9,1						
Power Input	V/ph/Hz	380/3/50						
Electric Heater								
Level		3						
Capacity	kW	9	9	9	15	15	15	18
Maximum Operation Current	A	13,6	13,6	13,6	22,7	22,7	22,7	27,3
Power Input	V/ph/Hz	380/3/50						
Dimensions								
Width	mm	1700	2050	2050	2300	2500	2500	3100
Depth	mm	890	890	890	890	890	890	890
Height	mm	1970	1970	1970	1970	1970	1970	1970
Weight	kg	620	658	770	945	1034	1088	1127
Fan								
Number of Fans	°N	2	2	2	2	2	3	3
Power Input	kW	1,854	2,9	3	3,72	5,1	6	6,33